

Azores Airlines Network

More than 75 years of history crossing the Atlantic.
Welcome aboard!

SCHEDULE PLANNING

sata  azores Airlines

Winter 24/25 by numbers!...



4+3 (5+2)
Aircrafts



Up to **178**
Weekly flights



19
Routes



566 994
Estimated
used seats



718 304
Offered
Seats

Azores Airlines

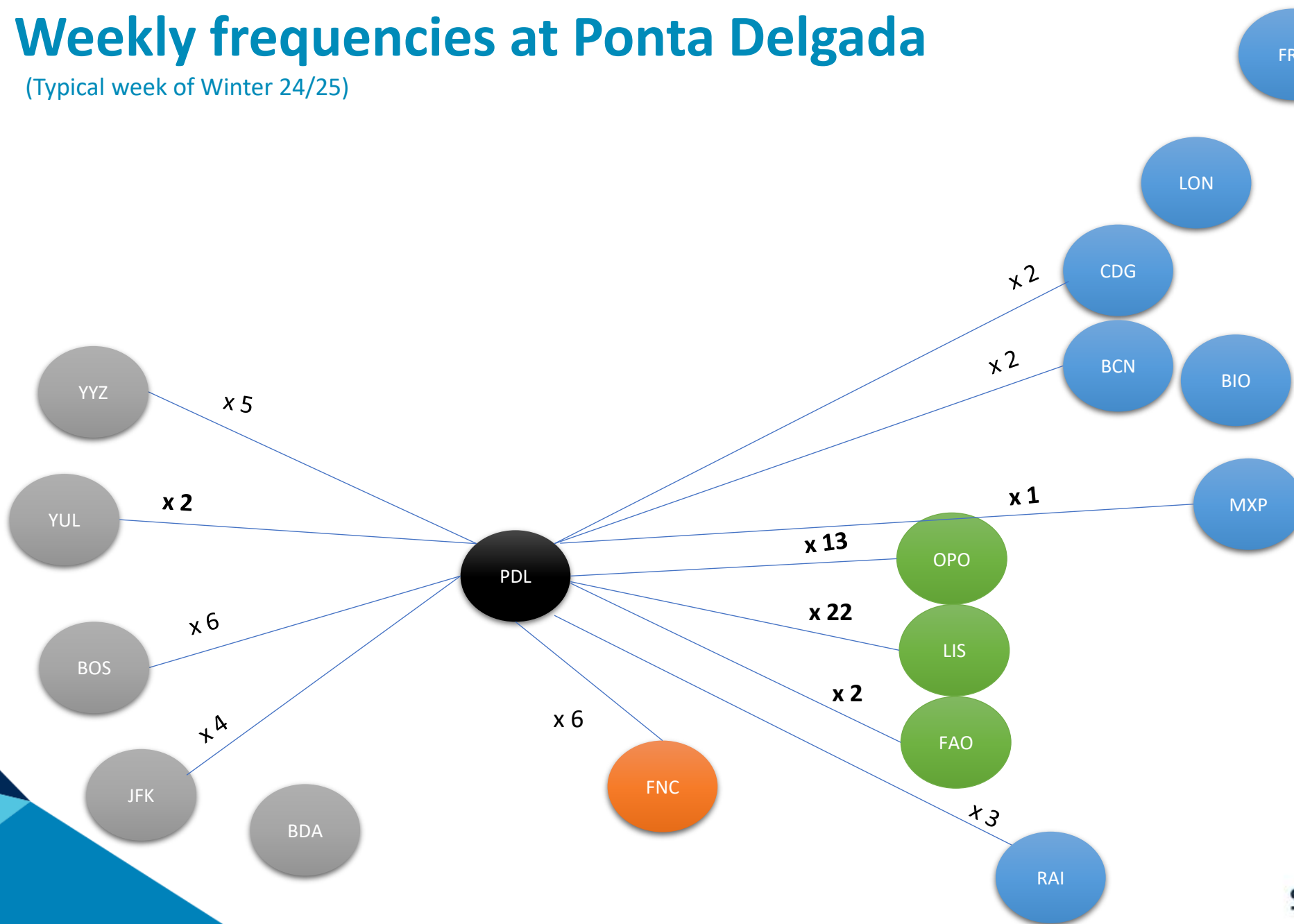


Winter 24/25

Azores Airlines Network

Weekly frequencies at Ponta Delgada

(Typical week of Winter 24/25)

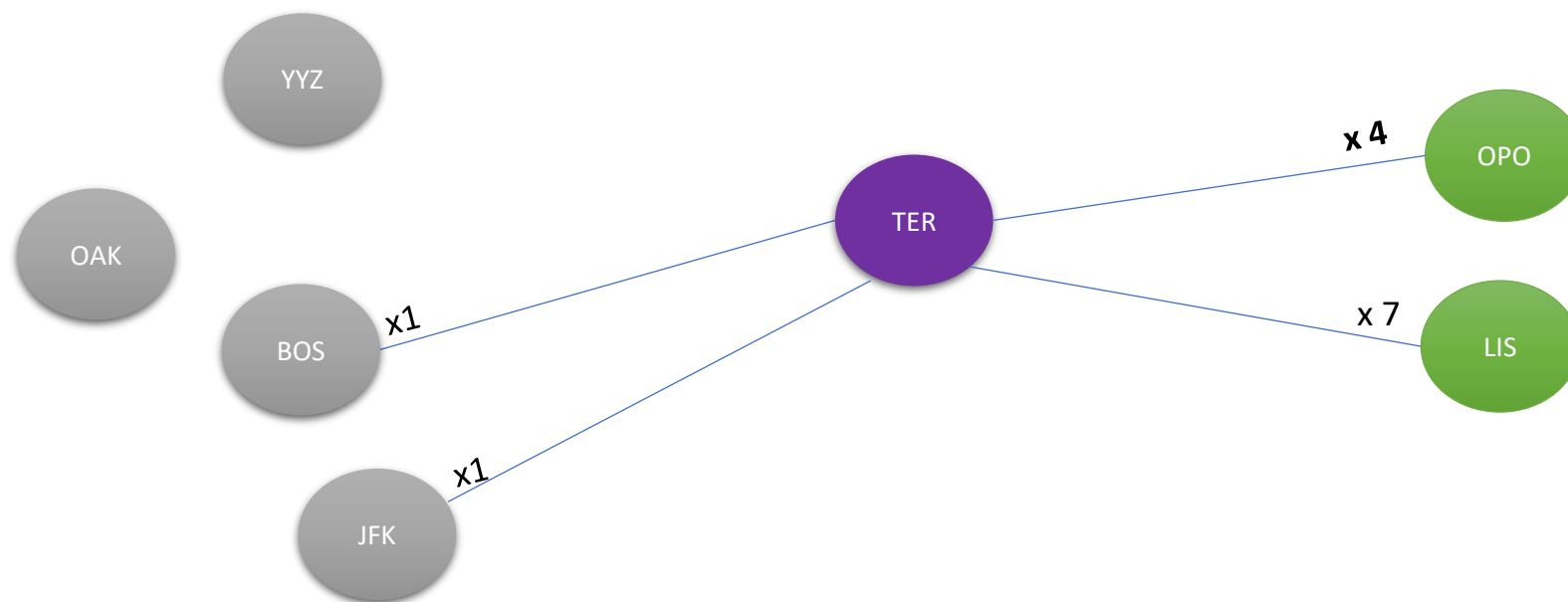


Winter
24/25

Weekly frequencies at Terceira

(Typical week of Winter 24/25)

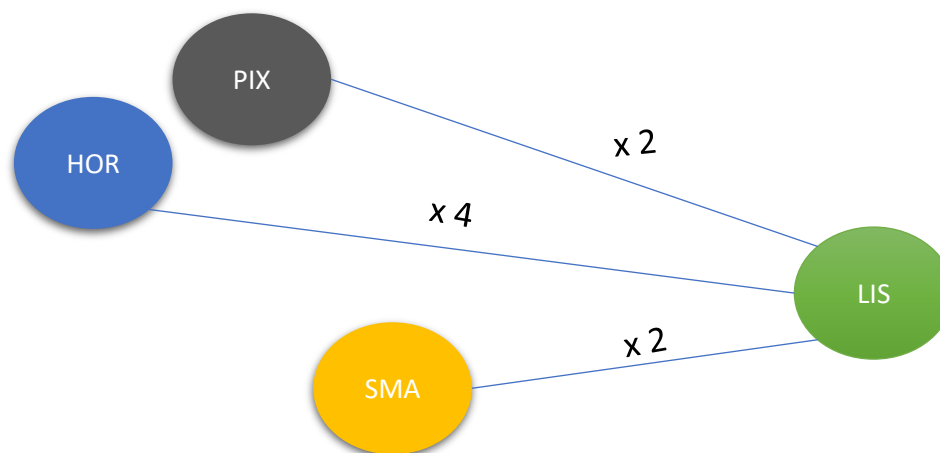
Winter
24/25



Weekly frequencies at Horta, Pico and Santa Maria - PSO

(Typical week of Winter 24/25)

Winter
24/25



A scenic view of a white building with a black and white striped tower on a hillside overlooking the ocean. The building is situated on a lush green hillside, and the ocean is visible in the background under a clear blue sky. The text "Variation vs Winter 23/24" is overlaid on the image.

Variation vs Winter 23/24

Weekly frequencies by route (1/2)

Winter
24/25

Rota	Winter (Planeado)		
	23/24	24/25	vs 2023
Liberalizadas			
PDL/LIS/PDL	21	22	↑ 1
TER/LIS/TER	7	7	→ 0
PDL/OPO/PDL	12	13	↑ 1
TER/OPO/TER	2	4	↑ 2
PDL/FAO/PDL	0	2	↑ 2
OSP			
HOR/LIS/HOR	4	4	→ 0
PIX/LIS/PIX	2	2	→ 0
SMA/LIS/SMA	2	2	→ 0
PDL/FNC/PDL	6	6	→ 0

Weekly frequencies by route (2/2)

Winter
24/25

Rota	Winter (Planeado)		
	23/24	24/25	vs 2023
USA + CANADA			
PDL/BOS/PDL	6	6	→ 0
TER/BOS/TER	1	1	→ 0
PDL/JFK/PDL	4	4	→ 0
TER/JFK/TER	0	1	↑ 1
FNC/JFK/FNC	1	0	↓ -1
PDL/YYZ/PDL	5	5	→ 0
PDL/YUL/PDL	0	2	↑ 2
Europa + África			
PDL/CDG/PDL	2	2	→ 0
PDL/BCN/PDL	2	2	→ 0
PDL/MXP/PDL	0	1	↑ 1
PDL/RAI/PDL	3	3	→ 0
Total	80	89	9



Season KPI's

Estimated frequencies (1/2)

Winter
24/25

Rota	Winter RTS (Planeado)			
	23/24	24/25	vs 2023	vs 2023 %
Liberalizadas				
PDL/LIS/PDL	473	491	↑ 18	4%
TER/LIS/TER	152	148	↓ -4	-3%
PDL/OPO/PDL	270	288	↑ 18	7%
TER/OPO/TER	44	88	↑ 44	100%
PDL/FAO/PDL	0	44	↑ 44	-
OSP				
HOR/LIS/HOR	87	87	→ 0	0%
PIX/LIS/PIX	46	46	→ 0	0%
SMA/LIS/SMA	44	44	→ 0	0%
PDL/FNC/PDL	187	184	↓ -3	-1%

Estimated frequencies (2/2)

Winter
24/25

Rota	Winter RTS (Planeado)			
	23/24	24/25	vs 2023	vs 2023 %
USA + CANADA				
PDL/BOS/PDL	131	131	⇒	0%
TER/BOS/TER	23	23	⇒	0%
PDL/JFK/PDL	101	101	⇒	0%
TER/JFK/TER	0	22	↑	-
FNC/JFK/FNC	24	0	-	-
PDL/YYZ/PDL	110	111	↑	1%
PDL/YUL/PDL	0	46	↑	-
Europa + África				
PDL/CDG/PDL	42	48	↑	14%
PDL/BCN/PDL	41	41	⇒	0%
PDL/MXP/PDL	0	23	↑	-
PDL/RAI/PDL	69	70	↑	1%
Total	1 843	2 035	192	10%

Estimated seats offered (1/2)

Winter
24/25

Rota	Winter LOFS (Planeado)			
	23/24	24/25	vs 2023	vs 2023 %
Liberalizadas				
PDL/LIS/PDL	165 428	177 236	↑ 11 808	7%
TER/LIS/TER	51 992	49 728	↓ -2 264	-4%
PDL/OPO/PDL	94 152	100 920	↑ 6 768	7%
TER/OPO/TER	14 784	31 328	↑ 16 544	112%
PDL/FAO/PDL	0	16 544	↑ 16 544	-
OSP				
HOR/LIS/HOR	29 232	29 232	→ 0	0%
PIX/LIS/PIX	15 456	15 456	→ 0	0%
SMA/LIS/SMA	25 704	25 704	→ 0	0%
PDL/FNC/PDL	41 572	44 604	↑ 3 032	7%

Estimated seats offered (2/2)

Winter
24/25

Rota	Winter LOFS (Planeado)			
	23/24	24/25	vs 2023	vs 2023 %
USA + CANADA				
PDL/BOS/PDL	49 068	49 068	→ 0	0%
TER/BOS/TER	8 648	8 648	→ 0	0%
PDL/JFK/PDL	37 976	37 976	→ 0	0%
TER/JFK/TER	0	8 272	↑ 8 272	-
FNC/JFK/FNC	9 212	0	↓ -9 212	-
PDL/YYZ/PDL	41 172	41 548	↑ 376	1%
PDL/YUL/PDL	0	17 088	↑ 17 088	-
Europa + África				
PDL/CDG/PDL	14 912	16 248	↑ 1 336	9%
PDL/BCN/PDL	13 776	13 776	→ 0	0%
PDL/MXP/PDL	0	8 648	↑ 8 648	-
PDL/RAI/PDL	25 904	26 280	↑ 376	1%
Total	638 988	718 304	79 316	12%

Estimated passengers (1/2)

Winter
24/25

Rota	Winter LUTS (Planeado)			
	23/24	24/25	vs 2023	vs 2023 %
Liberalizadas				
PDL/LIS/PDL	134 685	152 635	↑ 17 950	13%
TER/LIS/TER	37 424	38 426	↑ 1 002	3%
PDL/OPO/PDL	80 576	90 387	↑ 9 811	12%
TER/OPO/TER	12 292	24 042	↑ 11 750	96%
PDL/FAO/PDL	0	13 280	↑ 13 280	-
OSP				
HOR/LIS/HOR	22 286	23 110	↑ 824	4%
PIX/LIS/PIX	11 662	11 987	↑ 325	3%
SMA/LIS/SMA	15 667	17 729	↑ 2 062	13%
PDL/FNC/PDL	23 660	34 778	↑ 11 118	47%

Estimated passengers (2/2)

Winter
24/25

Rota	Winter LUTS (Planeado)			
	23/24	24/25	vs 2023	vs 2023 %
USA + CANADA				
PDL/BOS/PDL	38 321	41 243	↑ 2 922	8%
TER/BOS/TER	3 850	4 478	↑ 628	16%
PDL/JFK/PDL	15 829	22 145	↑ 6 316	40%
TER/JFK/TER	0	4 213	↑ 4 213	-
FNC/JFK/FNC	2 650	0	↓ -2 650	-
PDL/YYZ/PDL	33 156	34 911	↑ 1 755	5%
PDL/YUL/PDL	0	14 393	↑ 14 393	-
Europa + África				
PDL/CDG/PDL	7 924	9 089	↑ 1 165	15%
PDL/BCN/PDL	7 568	7 749	↑ 181	2%
PDL/MXP/PDL	0	4 833	↑ 4 833	-
PDL/RAI/PDL	16 248	17 566	↑ 1 318	8%
Total	463 798	566 994	103 196	22%

Estimated average load factor (1/2)

Winter
24/25

Rota	Winter Load Factor (Planeado)			
	23/24	24/25	vs 2023	vs 2023 %
Liberalizadas				
PDL/LIS/PDL	81%	86%	↑ 5 p.p.	6%
TER/LIS/TER	72%	77%	↑ 5 p.p.	7%
PDL/OPO/PDL	86%	90%	↑ 4 p.p.	5%
TER/OPO/TER	83%	77%	↓ -6 p.p.	-8%
PDL/FAO/PDL	0%	80%	↑ 80 p.p.	-
OSP				
HOR/LIS/HOR	76%	79%	↑ 3 p.p.	4%
PIX/LIS/PIX	75%	78%	↑ 2 p.p.	3%
SMA/LIS/SMA	61%	69%	↑ 8 p.p.	13%
PDL/FNC/PDL	57%	78%	↑ 21 p.p.	37%

Estimated average load factor (2/2)

Winter
24/25

Rota	Winter Load Factor (Planeado)			
	23/24	24/25	vs 2023	vs 2023 %
USA + CANADA				
PDL/BOS/PDL	78%	84%	↑ 6 p.p.	8%
TER/BOS/TER	45%	52%	↑ 7 p.p.	16%
PDL/JFK/PDL	42%	58%	↑ 17 p.p.	40%
TER/JFK/TER	-	51%	-	-
FNC/JFK/FNC	29%	-	-	-
PDL/YYZ/PDL	81%	84%	↑ 3 p.p.	4%
PDL/YUL/PDL	0%	84%	↑ 84 p.p.	-
Europa + África				
PDL/CDG/PDL	53%	56%	↑ 3 p.p.	5%
PDL/BCN/PDL	55%	56%	↑ 1 p.p.	2%
PDL/MXP/PDL	-	56%	-	-
PDL/RAI/PDL	63%	67%	↑ 4 p.p.	7%
Total	58%	72%	↑ 14 p.p.	25%

SATA AIR Açores Network

More than 75 years of history crossing the Atlantic.
Welcome aboard!

SCHEDULE PLANNING



Winter 24/25 by numbers!...



3+2 (4+1)
Aircrafts



Up to **244**
Weekly flights



16+1(FNC)
Routes



263 603
Estimated
used seats



329 502
Offered
Seats

SATA Air Açores

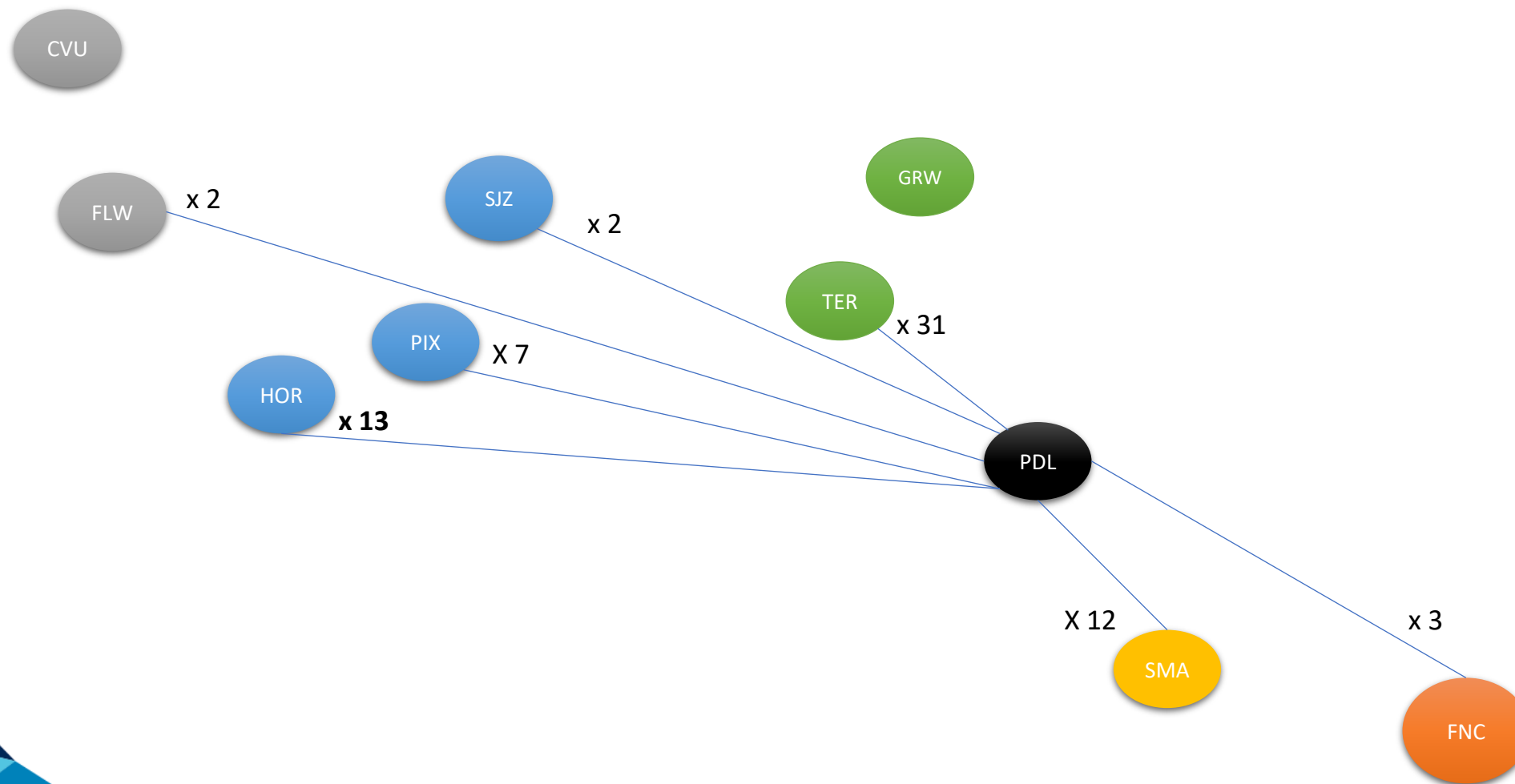


Winter 24/25

SATA Air Açores

Weekly frequencies at Ponta Delgada

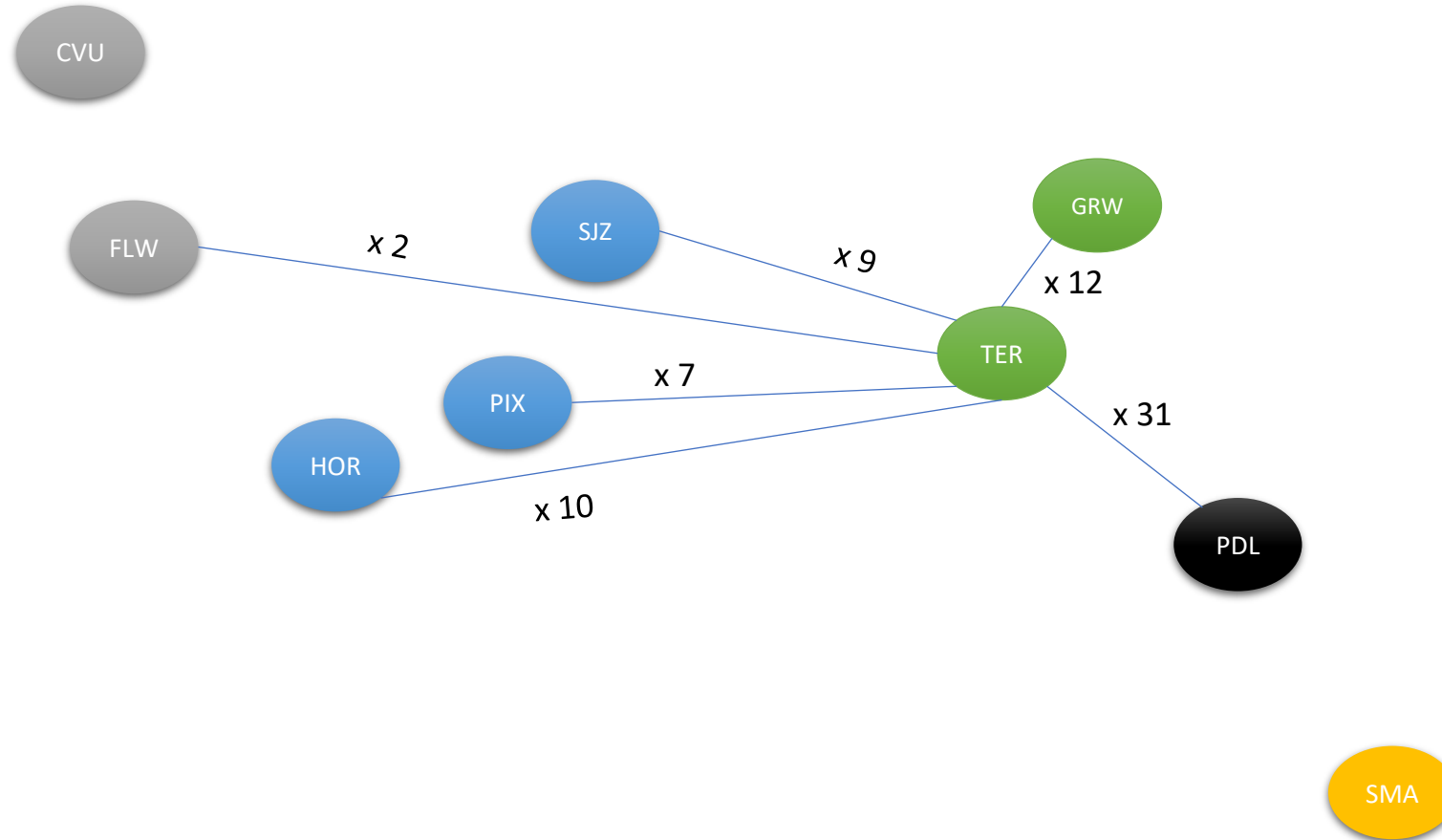
(Typical week of Winter 24/25)



Winter
24/25

Weekly frequencies at Terceira

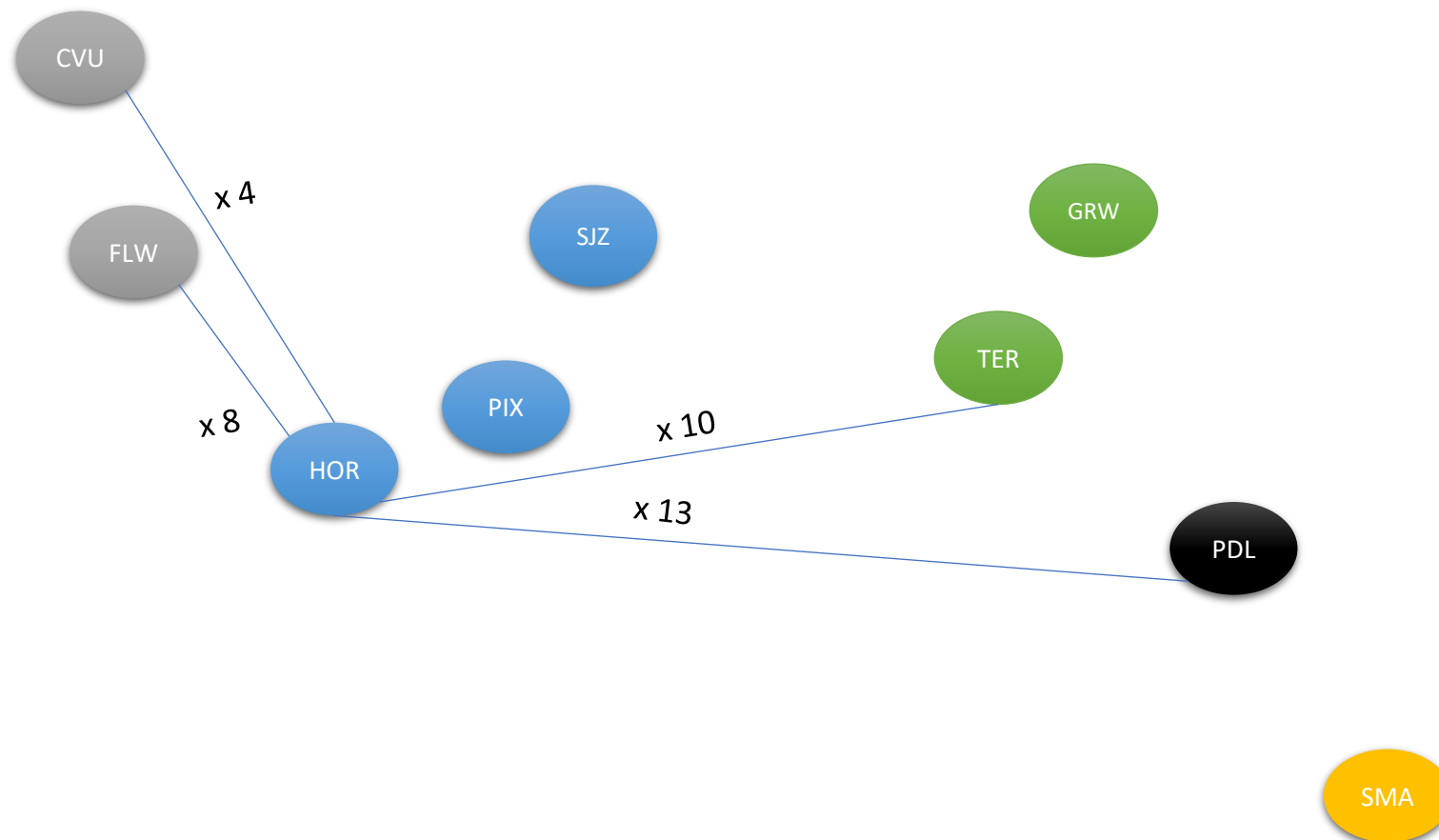
(Typical week of Winter 24/25)



Winter
24/25

Weekly frequencies at Horta

(Typical week of Winter 24/25)



Winter
24/25

An aerial photograph of a coastal village. The village is situated on a peninsula or a narrow strip of land, bordered by a dark, pebbly beach on the left and a steep, densely forested hillside on the right. The land is divided into numerous small, irregular plots, some of which are green and others appear brown or yellow. Several buildings with red roofs are scattered throughout the village. The ocean is visible on the left, with white surf breaking against the shore.

Winter 24/25

Variation vs Winter 23/24

Weekly frequencies by route

Rota	Winter		
	23/24	24/25	vs 2023
PDL/SMA/PDL	12	12	→ 0
PDL/TER/PDL	31	31	→ 0
PDL/GRW/PDL	0	0	→ 0
PDL/SJZ/PDL	2	2	→ 0
PDL/PIX/PDL	7	7	→ 0
PDL/HOR/PDL	12	13	↑ 1
PDL/FLW/PDL	2	2	→ 0
PDL/CVU/PDL	0	0	→ 0
TER/GRW/TER	12	12	→ 0
TER/SJZ/TER	9	9	→ 0
TER/PIX/TER	7	7	→ 0
TER/HOR/TER	10	10	→ 0
TER/FLW/TER	2	2	→ 0
HOR/FLW/HOR	8	8	→ 0
HOR/CVU/HOR	4	4	→ 0
FLW/CVU/FLW	3	3	→ 0
Total	121	122	1

Winter
24/25

Weekly frequencies by island

Winter
24/25

Rota	Winter		
	23/24	24/25	vs 2023
Santa Maria	12	12	→ 0
São Miguel	66	67	↑ 1
Terceira	71	71	→ 0
Graciosa	12	12	→ 0
São Jorge	11	11	→ 0
Pico	14	14	→ 0
Faial	34	35	↑ 1
Flores	15	15	→ 0
Corvo	7	7	→ 0

Weekly frequencies vs PSO

Rota	Winter			
	OSP	24/25		vs PSO
PDL/SMA/PDL	9	12	↑	3
PDL/TER/PDL	30	31	↑	1
PDL/GRW/PDL	0	0	→	0
PDL/SJZ/PDL	0	2	↑	2
PDL/PIX/PDL	2	7	↑	5
PDL/HOR/PDL	8	13	↑	5
PDL/FLW/PDL	2	2	→	0
PDL/CVU/PDL	0	0	→	0
TER/GRW/TER	9	12	↑	3
TER/SJZ/TER	9	9	→	0
TER/PIX/TER	7	7	→	0
TER/HOR/TER	10	10	→	0
TER/FLW/TER	2	2	→	0
HOR/FLW/HOR	8	8	→	0
HOR/CVU/HOR	3	4	↑	1
FLW/CVU/FLW	0	3	↑	3
Total	99	122	↑	23

Winter
24/25

Winter 24/25

Season KPI's

Estimated frequencies

Winter
24/25

Rota	RTS			vs 2023
	23/24	24/25		
	Plano	Plano		
PDL/SMA/PDL	262	260	↓	-2
PDL/TER/PDL	674	671	↓	-3
PDL/GRW/PDL	0	0	→	0
PDL/SJZ/PDL	44	45	↑	1
PDL/PIX/PDL	153	154	↑	1
PDL/HOR/PDL	262	283	↑	21
PDL/FLW/PDL	44	44	→	0
PDL/CVU/PDL	0	0	→	0
TER/GRW/TER	260	257	↓	-3
TER/SJZ/TER	195	193	↓	-2
TER/PIX/TER	152	151	↓	-1
TER/HOR/TER	216	215	↓	-1
TER/FLW/TER	44	43	↓	-1
HOR/FLW/HOR	109	109	→	0
HOR/CVU/HOR	86	87	↑	1
FLW/CVU/FLW	65	65	→	0
	2 566	2 577	↑	11

Estimated seats offered

Winter
24/25

Rota	LOFS		vs 2023
	23/24	24/25	
	Plano	Plano	
PDL/SMA/PDL	36 330	37 902	↑ 1 572
PDL/TER/PDL	92 876	92 654	↓ -222
PDL/GRW/PDL	0	0	→ 0
PDL/SJZ/PDL	5 062	5 308	↑ 246
PDL/PIX/PDL	15 106	17 330	↑ 2 224
PDL/HOR/PDL	28 848	32 294	↑ 3 446
PDL/FLW/PDL	3 256	3 428	↑ 172
PDL/CVU/PDL	0	0	→ 0
TER/GRW/TER	32 312	32 004	↓ -308
TER/SJZ/TER	31 200	30 880	↓ -320
TER/PIX/TER	22 428	22 354	↓ -74
TER/HOR/TER	23 466	23 392	↓ -74
TER/FLW/TER	3 256	3 268	↑ 12
HOR/FLW/HOR	17 440	17 440	→ 0
HOR/CVU/HOR	6 364	6 438	↑ 74
FLW/CVU/FLW	4 810	4 810	→ 0
	322 754	329 502	↑ 6 748

Estimated passengers

Winter
24/25

Rota	LUTS		vs 2023
	23/24	24/25	
	Plano	Plano	
PDL/SMA/PDL	26 353	30 931	↑ 4 578
PDL/TER/PDL	74 590	86 426	↑ 11 836
PDL/GRW/PDL	0		→ 0
PDL/SJZ/PDL	3 473	4 524	↑ 1 051
PDL/PIX/PDL	8 905	16 337	↑ 7 432
PDL/HOR/PDL	20 284	28 089	↑ 7 805
PDL/FLW/PDL	2 150	2 914	↑ 764
PDL/CVU/PDL	0	0	→ 0
TER/GRW/TER	19 283	22 065	↑ 2 782
TER/SJZ/TER	21 781	22 627	↑ 846
TER/PIX/TER	14 899	15 149	↑ 250
TER/HOR/TER	18 085	18 264	↑ 179
TER/FLW/TER	2 617	2 695	↑ 78
HOR/FLW/HOR	10 540	10 580	↑ 40
HOR/CVU/HOR	2 453	2 509	↑ 56
FLW/CVU/FLW	480	493	↑ 13
	225 893	263 603	↑ 37 710

Estimated average load factor

Winter
24/25

Rota	Load Factor			
	23/24	24/25	vs 2023	vs 2023 %
	Plano	Plano		
PDL/SMA/PDL	73%	82%	↑ 9 p.p.	13%
PDL/TER/PDL	80%	93%	↑ 13 p.p.	16%
PDL/GRW/PDL	0%	0%	→ 0 p.p.	0%
PDL/SJZ/PDL	69%	85%	↑ 17 p.p.	24%
PDL/PIX/PDL	59%	94%	↑ 35 p.p.	60%
PDL/HOR/PDL	70%	87%	↑ 17 p.p.	24%
PDL/FLW/PDL	66%	85%	↑ 19 p.p.	29%
PDL/CVU/PDL	0%	0%	→ 0 p.p.	0%
TER/GRW/TER	60%	69%	↑ 9 p.p.	16%
TER/SJZ/TER	70%	73%	↑ 3 p.p.	5%
TER/PIX/TER	66%	68%	↑ 1 p.p.	2%
TER/HOR/TER	77%	78%	↑ 1 p.p.	1%
TER/FLW/TER	80%	82%	↑ 2 p.p.	3%
HOR/FLW/HOR	60%	61%	→ 0 p.p.	0%
HOR/CVU/HOR	39%	39%	→ 0 p.p.	1%
FLW/CVU/FLW	10%	10%	→ 0 p.p.	3%
	55%	63%	↑ 8 p.p.	15%

Have a pleasant stay!